



Certified to
NSF/ANSI 61 & 372
1/2" - 3"
PVC/EPDM

BFAS Series Bulkhead Fittings Standard Flange

1/2" TO 4" PVC, CPVC, PP AND GFPP

KEY FEATURES

- Available in PVC, CPVC, PP and GFPP
- FPM or EPDM Gasket Seal
- Left-Hand Threads
- Buttress Threads Protect Against Blowout
- Hex Body for One-Person Installation
- Rated at 150 PSI
- NSF / ANSI 61 and NSF / ANSI 372 Listed

OPTIONS

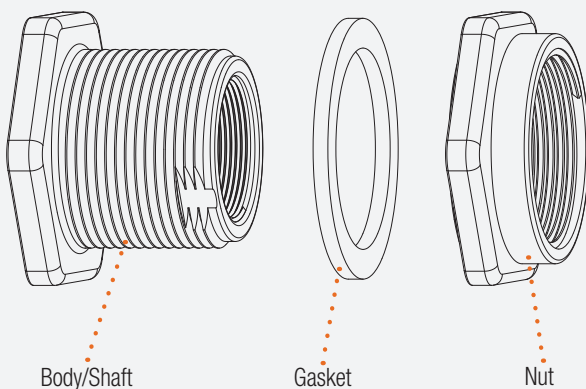
- Ready Flanges (for Making Flanged Connections to Tanks)
- Tank-Tite™ Compression Fitting

MATERIALS

- PVC Cell Class 12454 per ASTM D1784
- CPVC Cell Class 23447 per ASTM D1784
- PP per ASTM D4101
- GFPP Cell Class 85580 per ASTM D4101
- Heavy-Duty FPM and EPDM Gaskets

TECHNICAL INFORMATION

EXPLODED VIEW



SELECTION CHART

SIZE	MATERIAL	END CONNECTION	GASKETS	PRESSURE RATING
1/2" – 4" (DN15 – DN100)	PVC	Socket x Thread Thread x Thread	FPM or EPDM	150 PSI @ 70°F Non-Shock
	CPVC	Socket x Thread		
	PP	Thread x Thread		
	GFPP			

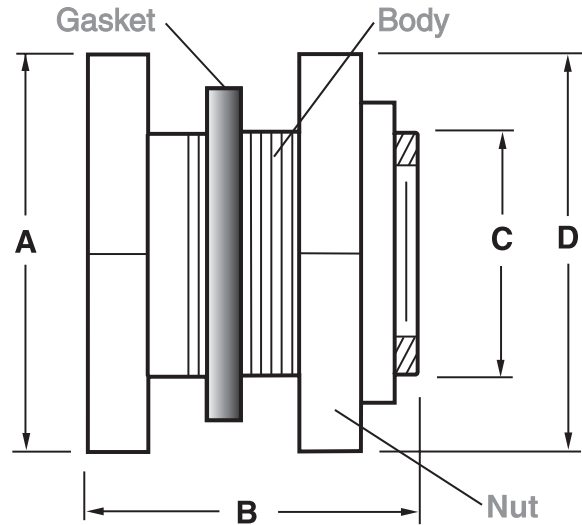
BFAS Series Bulkhead Fittings – Standard Flange

1/2" TO 4" PVC, CPVC, PP AND GFPP

TECHNICAL INFORMATION, CONTINUED

MINIMUM INSIDE RADII OF TANKS FOR BULKHEAD FITTING INSTALLATION

SIZE in / DN	Min. Rigid Tank Radius	Min. Flexible Tank Radius	Max. Wall Thickness
1/2 / 15	7.25"	6.50"	1.08"
3/4 / 20	10.00"	9.25"	1.08"
1 / 25	11.75"	10.70"	1.08"
1-1/4 / 32	16.25"	12.19"	1.00"
1-1/2 / 40	16.25"	12.19"	1.00"
2 / 50	25.75"	19.38"	1.00"
3 / 80	30.00"	25.25"	1.02"
4 / 100	60.00"	55.00"	2.45"



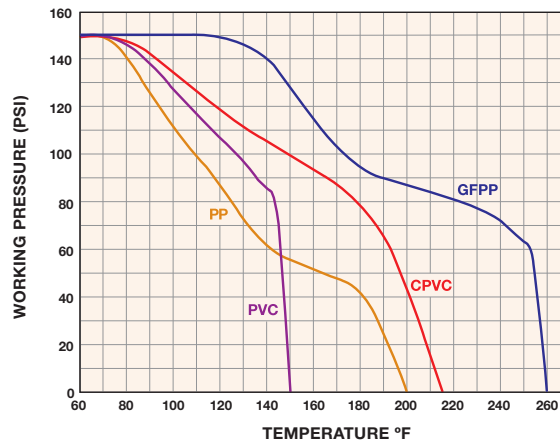
DIMENSIONS

SIZE in / DN	A in / mm ACROSS FLATS	B in / mm	C in / mm INSTALLATION HOLE SIZE	D in / mm ACROSS FLATS	E in / mm GASKET THICKNESS
1/2 / 15	2.00 / 51	2.75 / 70	1.38 / 35	2.00 / 51	.19 / 5
3/4 / 20	2.38 / 60	2.88 / 73	1.63 / 41	2.38 / 60	.19 / 5
1 / 25	2.56 / 65	2.88 / 73	1.88 / 48	2.56 / 65	.19 / 5
1-1/4 / 32	3.25 / 83	3.00 / 76	2.63 / 67	3.25 / 83	.19 / 5
1-1/2 / 40	3.25 / 83	3.00 / 76	2.63 / 67	3.25 / 83	.19 / 5
2 / 50	4.38 / 111	3.25 / 83	3.25 / 83	4.38 / 111	.25 / 6
3 / 80	6.00 / 152	3.63 / 92	4.50 / 114	6.00 / 152	.25 / 6
4 / 100	8.75 / 222	4.75 / 121	5.75 / 146	8.75 / 222	.25 / 6

Dimensions are subject to change without notice – consult factory for installation information

Dimensions A and D are Across Flats. 1/2" to 2" Hexagon Flats, 3" and 4" Octagon Flats

OPERATING TEMPERATURE/PRESSURE



Hayward is a registered trademark of Hayward Industries, Inc. © 2018 Hayward Industries, Inc.

USA: 1.888.429.4635 • Fax: 1.888.778.8410 • One Hayward Industrial Drive • Clemmons, NC 27012 • Email: hfcsales@hayward.com
 Canada: 1.888.238.7665 • Fax: 1.905.829.3636 • 2880 Plymouth Drive • Oakville, ON L6H 5R4 • Email: hfcanada@hayward.com
 Visit us at: haywardflowcontrol.com