



Certified to  
NSF/ANSI 61 & 372  
PVC/EPDM

## BFA Series Bulkhead Fittings Standard Flange

1/2" TO 6" PVC, CPVC AND PP – LONG PATTERN

### KEY FEATURES

- Available in PVC, CPVC and PP
- Extra Long Design for Thick Tank Walls
- Left-Hand Threads
- Rated at 150 PSI
- FPM or EPDM Gasket Seal
- Hex Body for One-Person Installation
- Full Buttress Threads
- NSF / ANSI 61 and NSF / ANSI 372 Listed

### OPTIONS

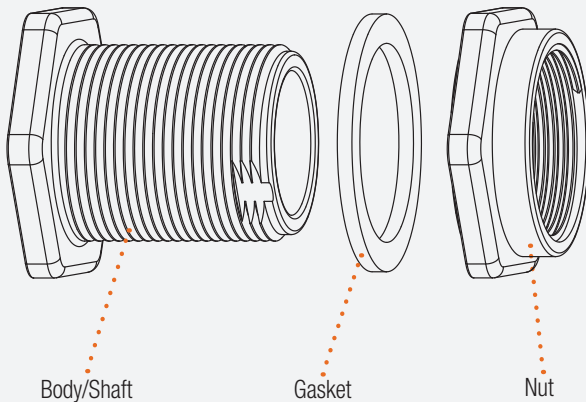
- Ready Flanges (for Making Flanged Connections to Tanks)
- Tank-Tite™

### MATERIALS

- PVC Cell Class 12454 per ASTM D1784
- CPVC Cell Class 23447 per ASTM D1784
- PP per ASTM D4101
- FPM and EPDM Gaskets

## TECHNICAL INFORMATION

### EXPLODED VIEW



### SELECTION CHART

SIZE	MATERIAL	END CONNECTION	GASKETS	PRESSURE RATING
1/2" – 6" (DN15 – DN150)	PVC	Socket x Socket Socket x Thread	FPM or EPDM	150 PSI @ 70°F Non-Shock
	CPVC	Thread x Thread		
	PP	Thread x Thread		

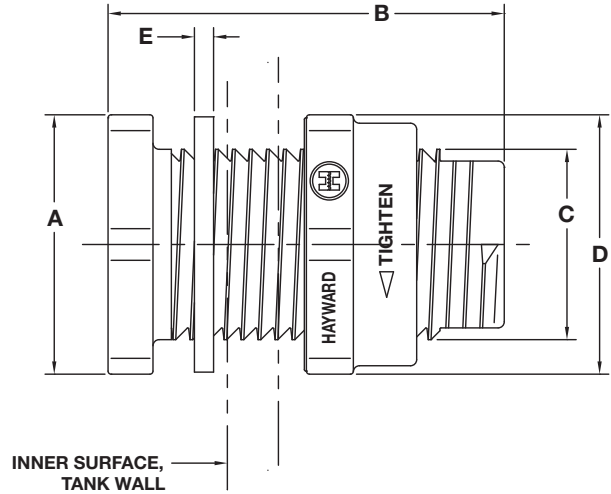
# BFA Series Bulkhead Fittings – Standard Flange

1/2" TO 6" PVC, CPVC AND PP – LONG PATTERN

## TECHNICAL INFORMATION, CONTINUED

### MINIMUM INSIDE RADII OF TANKS FOR BULKHEAD FITTING INSTALLATION

SIZE in / DN	Min. Rigid Tank Radius	Min. Flexible Tank Radius	Max. Wall Thickness
1/2 / 15	7.25"	6.50"	2.08"
3/4 / 20	10.00"	9.25"	2.08"
1 / 25	11.75"	10.70"	2.08"
1-1/4 / 32	16.25"	12.19"	2.00"
1-1/2 / 40	16.25"	12.19"	2.00"
2 / 50	25.75"	19.38"	2.00"
3 / 80	30.00"	25.25"	2.12"
4 / 100	60.00"	55.00"	2.45"
6 / 150	114.00"	97.00"	3.25"

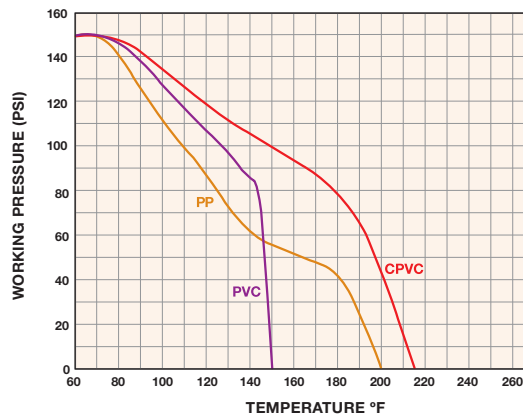


### DIMENSIONS

SIZE in / DN	A in / mm ACROSS FLATS	B in / mm	C in / mm INSTALLATION HOLE SIZE	D in / mm ACROSS FLATS	E in / mm GASKET THICKNESS
1/2 / 15	2.00 / 51	3.75 / 95	1.38 / 35	2.00 / 51	.19 / 5
3/4 / 20	2.38 / 60	3.88 / 99	1.63 / 41	2.38 / 60	.19 / 5
1 / 25	2.56 / 65	3.88 / 99	1.88 / 48	2.56 / 65	.19 / 5
1-1/4 / 32	3.25 / 83	4.00 / 102	2.65 / 67	3.25 / 83	.19 / 5
1-1/2 / 40	3.25 / 83	4.00 / 102	2.65 / 67	3.25 / 83	.19 / 5
2 / 50	4.38 / 111	4.25 / 108	3.25 / 83	4.38 / 111	.25 / 6
3 / 80	6.00 / 152	4.65 / 118	4.50 / 114	6.00 / 152	.25 / 6
4 / 100	8.75 / 222	5.75 / 146	5.75 / 146	8.75 / 222	.25 / 6
6 / 150	12.00 / 305	8.00 / 203	8.06 / 205	12.00 / 305	.31 / 8

Dimensions are subject to change without notice – consult factory for installation information  
Dimensions A and D are Across Flats. 1/2" to 2" Hexagon Flats, 3", 4" and 6" Octagon Flats

### OPERATING TEMPERATURE/PRESSURE



Hayward is a registered trademark of Hayward Industries, Inc.  
© 2021 Hayward Industries, Inc.

USA: 1.888.429.4635 • Fax: 1.888.778.8410 • One Hayward Industrial Drive • Clemmons, NC 27012 • Email: hfcsales@hayward.com  
Canada: 1.888.238.7665 • Fax: 1.905.829.3636 • 2880 Plymouth Drive • Oakville, ON L6H 5R4 • Email: hfcanada@hayward.com  
Visit us at: haywardflowcontrol.com