

IV Series Injection Valves / IQ Series Injection Quills

IV 1/2" TO 2" PVC, CPVC AND PVDF
IQ 1/2" TO 1" PVC, CPVC AND PVDF

KEY FEATURES

- Built-in ball check valve with Hastelloy C™ spring, with the IV check being rebuildable
- Threaded MNPT End Connections
- FPM O-Ring Seals
- 45° Bevel on Quill Tip
- Pressure rated to 150 psi @ 70°F

OPTIONS

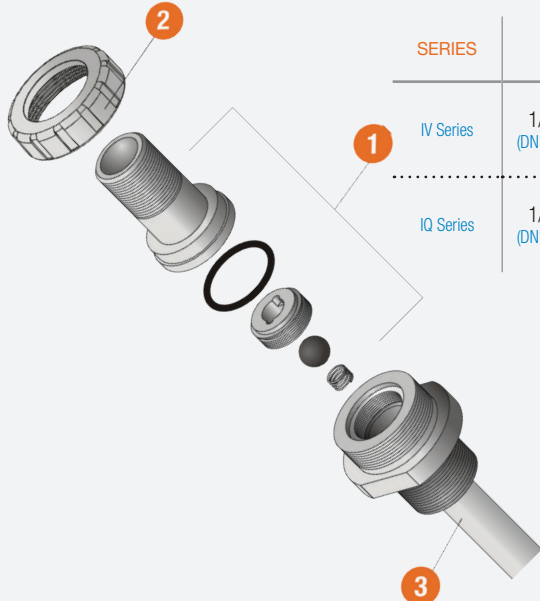
- Flat Bevel
- Socket End Connections
- EPDM O-Ring Seals, IV Series only

MATERIALS

- PVC Cell Class 12454 per ASTM D1784
- CPVC Cell Class 23447 per ASTM D1784
- PVDF
- FPM or EPDM O-Ring Seals

TECHNICAL INFORMATION

EXPLODED VIEW



SELECTION CHART

SERIES	SIZE	MATERIAL	END CONNECTION	O-RING	PRESSURE RATING
IV Series	1/2" - 2" (DN15 - DN50)	PVC, CPVC, PVDF	NPT or Socket	FPM or EPDM	150 PSI @ 70°F 10 Bar @ 21°C Non-Shock
IQ Series	1/2" - 1" (DN15 - DN20)			N/A	

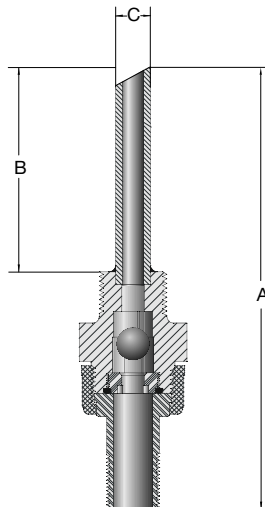
IV Series Injection Valves / IQ Series Injection Quills

IV 1/2" TO 2" PVC, CPVC AND PVDF, IQ 1/2" TO 1" PVC, CPVC AND PVDF

TECHNICAL INFORMATION, CONTINUED

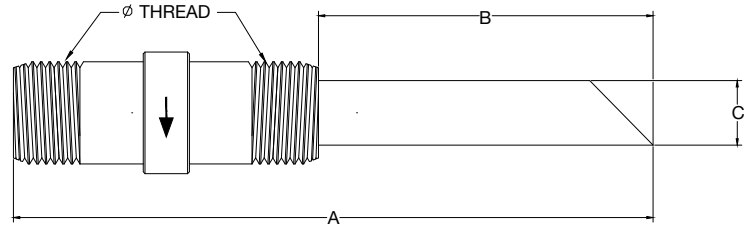
IV SERIES PARTS LIST

1. Check Valve
2. Union Nut
3. Quill



IQ SERIES PARTS LIST

1. Check Valve
2. Quill



VALVE DIMENSIONS (INCHES / MILLIMETERS)

CONNECTION SIZE in / DN	A in / mm	B in / mm	C in / mm
1/2 / 15	8.50 / 216	4.00 / 102	0.54 / 14
3/4 / 20	8.50 / 216	4.00 / 102	0.67 / 17
1 / 25	8.50 / 216	4.00 / 102	0.84 / 21
1-1/2 / 38	13.25 / 337	6.00 / 152	1.4 / 36
2 / 50	13.50 / 343	6.00 / 152	1.9 / 48

QUILL DIMENSIONS (INCHES / MILLIMETERS)

CONNECTION SIZE in / DN	A in / mm	B in / mm	C in / mm
1/2 / 15	5.50 / 140	3.00 / 76	0.54 / 14
3/4 / 20	6.10 / 155	3.00 / 76	0.67 / 17
1 / 25	7.90 / 200	4.00 / 102	0.84 / 21



Hayward is a registered trademark
of Hayward Industries, Inc.
© 2022 Hayward Industries, Inc.

USA: 1.888.429.4635 • Fax: 1.888.778.8410 • One Hayward Industrial Drive • Clemmons, NC 27012 • Email: hfcsales@hayward.com
Canada: 1.888.238.7665 • Fax: 1.905.829.3636 • 2880 Plymouth Drive • Oakville, ON L6H 5R4 • Email: hflowcanada@hayward.com
Visit us at: haywardflowcontrol.com