



T Series Vertical Seal-Less Immersible Pumps

1/3, 1/2, 3/4, 1 AND 1-1/2 HP

KEY FEATURES

- Available in CPVC, GFPP and PVDF
- Single, Non-Coupled Motor Shaft 303 SS
- Proprietary, Patent Pending PTFE Shaft Seal
- Extended Shaft Sleeve
- Solid, Stable One-Piece Shaft
- Seal Point Away from Weep Hole
- Less Vibration
- Runs True

OPTIONS

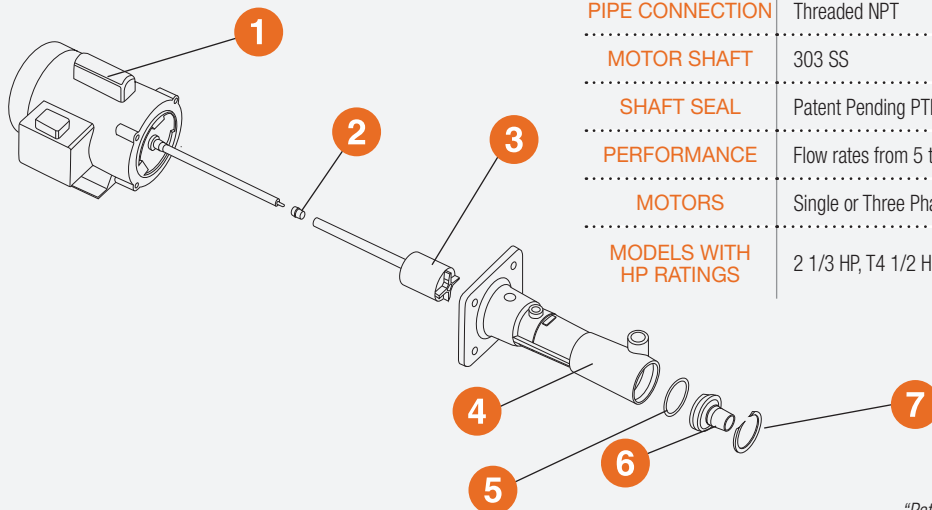
- Optional Inlet Screen
- In-Tank Filtration
- Impeller Trim Variations
- Explosion-Proof Motors
- Wash-Down Motors
- 575V Motors

MATERIALS

- CPVC Cell Class 23447 per ASTM D1784
- GFPP Cell Class 85580 per ASTM D4101
- PVDF

TECHNICAL INFORMATION

EXPLODED VIEW



SPECIFICATIONS

PUMP HEAD	CPVC, GFPP or PVDF Construction
PIPE CONNECTION	Threaded NPT
MOTOR SHAFT	303 SS
SHAFT SEAL	Patent Pending PTFE Shaft Seal
PERFORMANCE	Flow rates from 5 to 80 GPM with TDH's up to 45 feet
MOTORS	Single or Three Phase Motors
MODELS WITH HP RATINGS	2 1/3 HP, T4 1/2 HP, T5 3/4 HP, T6 1 HP, T7 1 HP and T8 1-1/2 HP

"Patented & Other Patents Pending" Pat. N.: 9,695,947

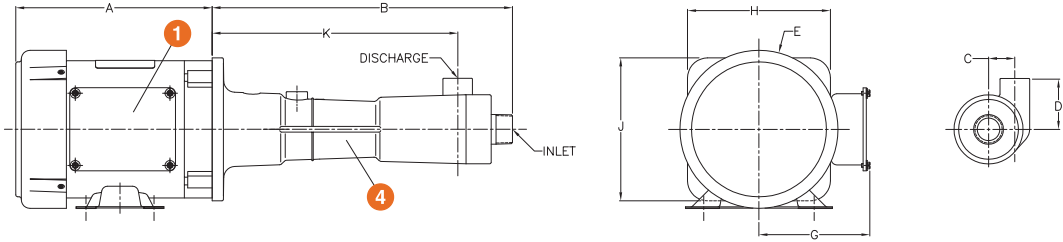
T Series Vertical Seal-Less Immersible Pumps

1/3, 1/2, 3/4, 1 AND 1-1/2 HP

TECHNICAL INFORMATION, CONTINUED

PARTS LIST

1. Motor and Shaft
2. Impeller Seal (PTFE)
3. Impeller
4. Body
5. End Cap O-Ring
6. End Cap
7. Retainer Clip



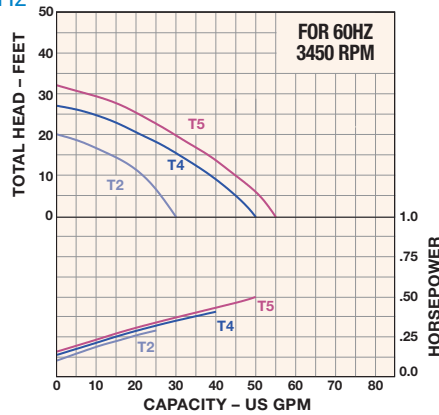
DIMENSIONS

	A	B	C	D	E	G	H	J	K	INLET	DISCHARGE	HP
	in / mm	in / mm	in / mm	in / mm	in / mm	in / mm	in / mm	in / mm	in / mm			
T2	8.68 / 220	13.28 / 337	1.16 / 29	2.25 / 57	6.98 / 177	4.90 / 124	6.32 / 161	6.32 / 161	10.86 / 276	1" MNPT	1/2" FNPT	1 / 3
T4	9.19 / 233	12.90 / 328	1.38 / 35	2.88 / 70	6.98 / 177	4.90 / 124	6.32 / 161	6.32 / 161	9.77 / 248	1-1/4" MNPT	1" FNPT	1/2
T5	9.69 / 246	12.90 / 328	1.38 / 35	2.88 / 73	6.98 / 177	4.90 / 124	6.32 / 161	6.32 / 161	9.77 / 248	1-1/4" MNPT	1" FNPT	3/4
T6	9.69 / 246	11.40 / 290	1.69 / 43	3.21 / 82	6.98 / 177	4.90 / 124	6.32 / 161	6.32 / 161	7.97 / 202	1-1/2" MNPT	1-1/4" FNPT	1
T7	9.94 / 252	11.40 / 290	1.69 / 43	3.21 / 82	6.98 / 177	4.90 / 124	6.32 / 161	6.32 / 161	7.97 / 202	1-1/2" MNPT	1-1/4" FNPT	1
T8	10.44 / 265	11.40 / 290	1.69 / 43	3.21 / 82	6.98 / 177	4.90 / 124	6.32 / 161	6.32 / 161	7.97 / 202	1-1/2" MNPT	1-1/4" FNPT	1-1/2

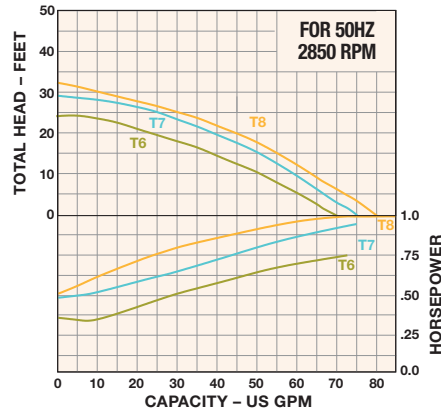
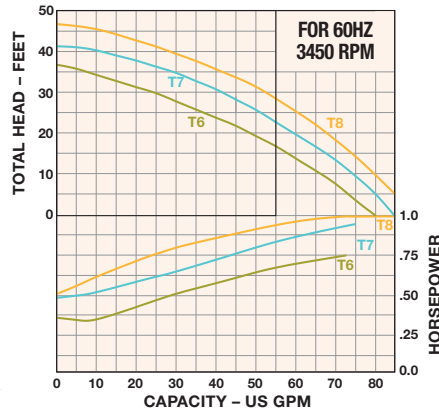
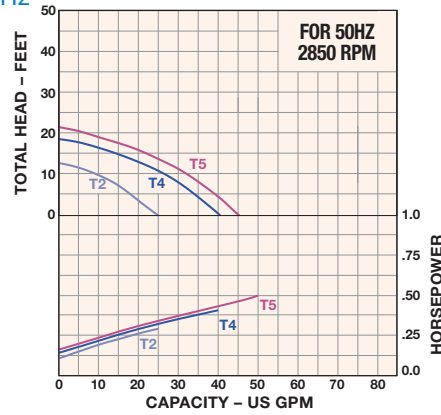
Dimensions are subject to change without notice – consult factory for installation information.

PERFORMANCE CURVES

60 Hz



50 Hz



Hayward is a registered trademark of Hayward Industries, Inc. © 2021 Hayward Industries, Inc.

USA: 1.888.429.4635 • Fax: 1.888.778.8410 • One Hayward Industrial Drive • Clemmons, NC 27012 • Email: hfcsales@hayward.com
 Canada: 1.888.238.7665 • Fax: 1.905.829.3636 • 2880 Plymouth Drive • Oakville, ON L6H 5R4 • Email: hfcanada@hayward.com
 Visit us at: haywardflowcontrol.com